



FEATURES

- Ultra Low Profile
- 1.0mm Height
- Long Term Stability
- Tape and Reel (3,000 pcs. STD)
- ± 10 PPM Available

DISCONTINUED

Quote it!

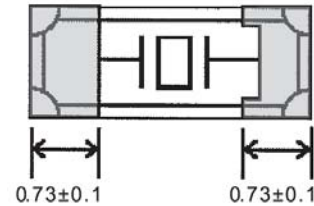
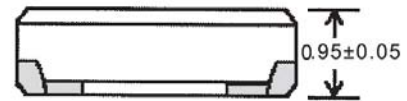
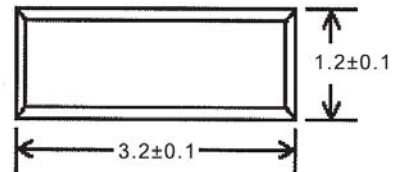
• PART NUMBER Learn More - Internet Required				
Part Number	Model Number	Frequency Stability	Operating Temperature	Frequency
593-Frequency-xxxxx	FSN	-0.045PPM/(Δ°C) ²	-40 ~ +85 °C	32.768 kHz

• STANDARD SPECIFICATIONS

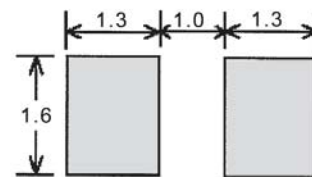
PARAMETERS	MAX (unless otherwise noted)
Frequency	32.768 kHz
Frequency Tolerance @ 25°C	±20 PPM
Frequency Stability Temperature Coefficient	-0.045 PPM / (Δ°C) ²
Temperature Range	
Turnover (TO)	+20°C ~ +30°C
Operating (TOPR)	-40°C ~ +85°C
Storage (TSTG)	-55°C ~ +125°C
Equivalent Series Resistance (RS)	65 kΩ
Load Capacitance (CL)	12.5 pF (Standard) 7 pF (Optional)
Insulation Resistance @ 100VDC	500 MΩ Min
Drive Level	1.0 μW
Aging per year	±5 PPM

All specifications subject to change without notice. Rev. 7/12/04

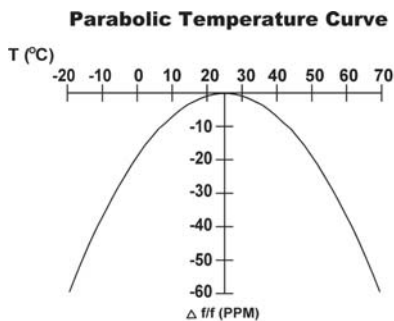
Learn more about:
[Part Marking Identification](#)
[Tape and Reel Specification](#)
Internet required



Recommended Solder Pad Layout



All dimensions are in millimeters.



To determine frequency stability, use parabolic curvature (K)
For example: What is stability at 45°C?

- 1) Change in T (°C) = 45-25 = 20°C
- 2) Change in frequency = -0.04 PPM * (Δ C)²
= -0.04 PPM * (20)²
= -16.0 PPM